



AN ISO 9001:2008
CERTIFIED COMPANY



Member of Indian
Green Building Council



Pre-engineered Steel Buildings

© All Photographs & Contents are Copyright

Loya Pre-Engineered Buildings Pvt. Ltd. is a pre-engineered steel buildings manufacturing company. The construction division was established in 1989 by young and dynamic civil engineers who later founded the PEB division in 2009. Within a short span of 2 years, we have built over 1 million square feet of buildings at various locations in India and abroad-over 150 projects representing a wide variety of structures and virtually every type of industry.

Timely completion and professional execution are the hallmark of the company. We believe in delivering on our commitments. This is why our clients reward us with so much repeat business - over 70% of our projects come from existing clients who have confidence in our ability to meet their expectations without compromising on quality.

Advantages & Features

Larger spans

Up to 60 meters without any columns in between.

Faster construction

Time saved is money earned. PEB save 50% construction time compared to conventional methods. 30,000 sft. building can be made ready for occupation within 10-12 weeks.

Cost effective

Optimum utilization of materials, built-to-design steel sections, and fast construction, all lead to direct & indirect cost savings. Reduce foundation cost with wider bay spacing.

Single source responsibility

Project co-ordination, Construction management & Cash flow management etc. become easy, effective & predictable since you are not dealing with lots of agencies.

Re-locatable

PEB permits future expansions & relocation through easy dismantling & reassembling.

Custom designed

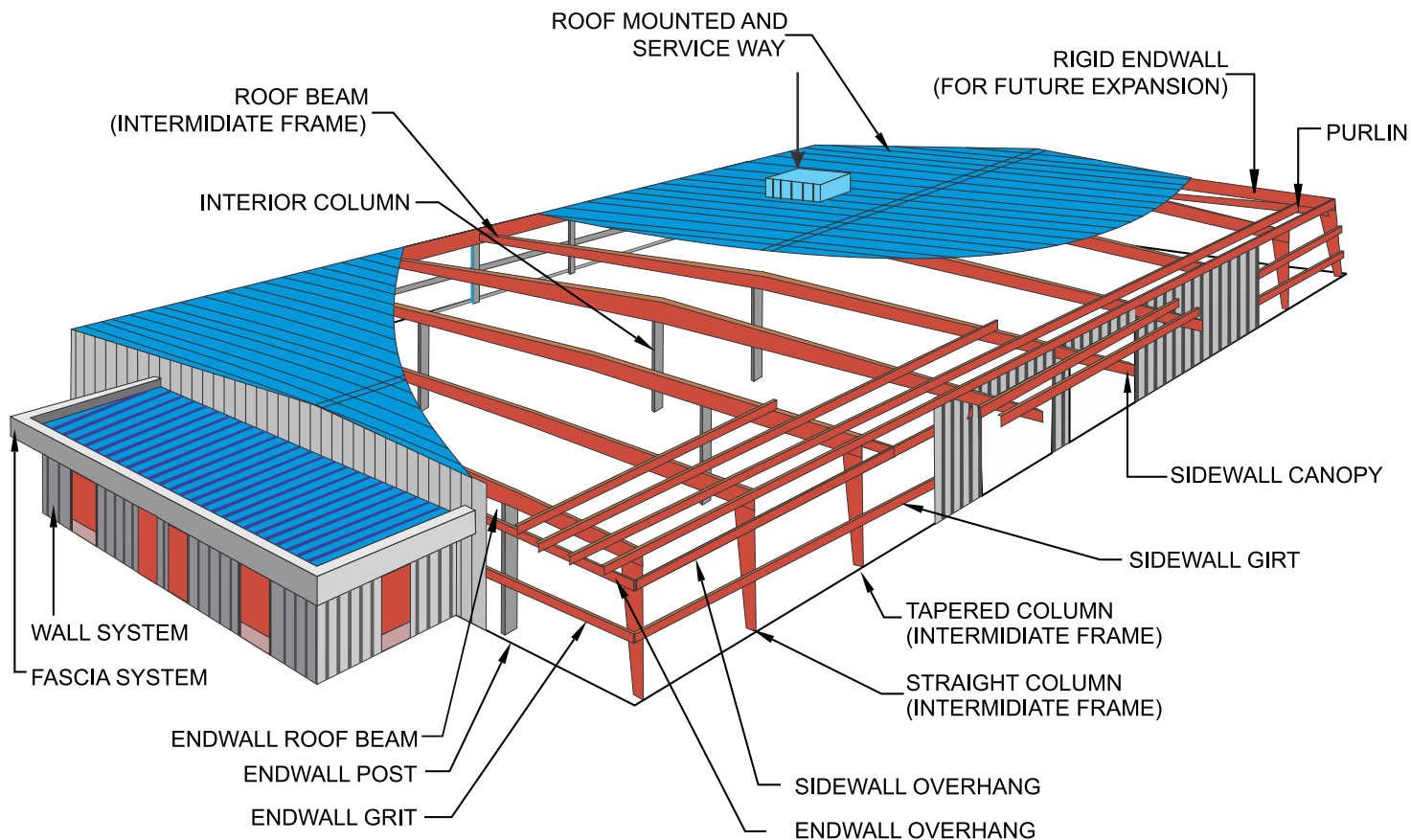
To suit specific need of the customer & the location.

Peace of mind guaranteed

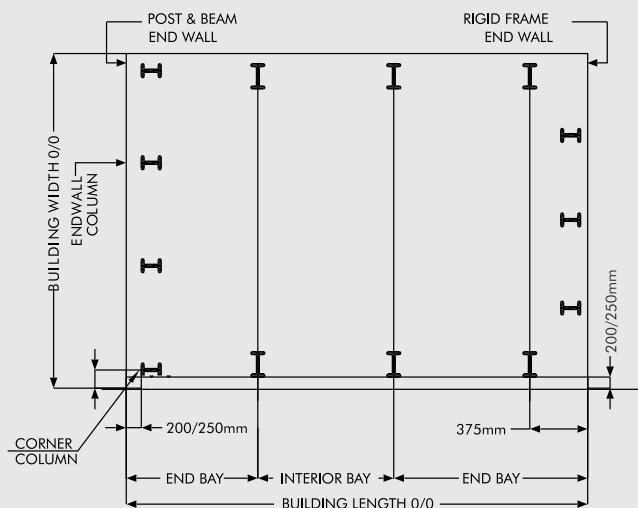
Reputed, reliable, well equipped manufacturer undertaking the turn- key responsibility is a big relief. You can be rest assured of a quality job, delivered in time.

Applications

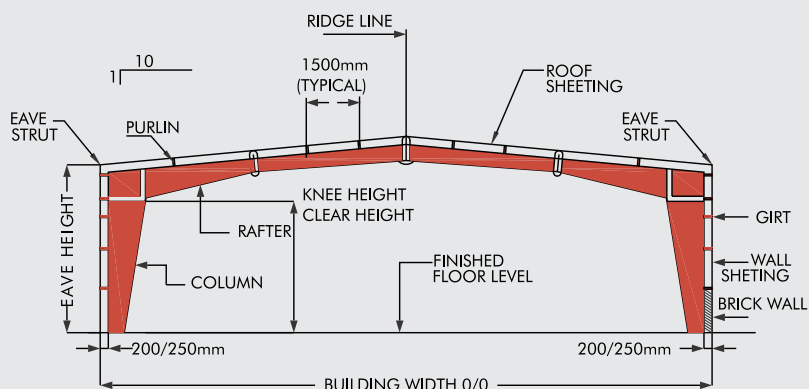
- Industrial sheds
- Workshops
- Warehouses / Godowns
- Showrooms
- Exhibition halls
- Sports halls
- Auditoriums
- Convention halls
- Schools
- Food Courts
- Service stations
- Transport Terminals
- Aeroplane Hangars
- Parking Lots
- Site-housing
- Rail yards
- Locosheds
- Cold stores
- Distribution centres



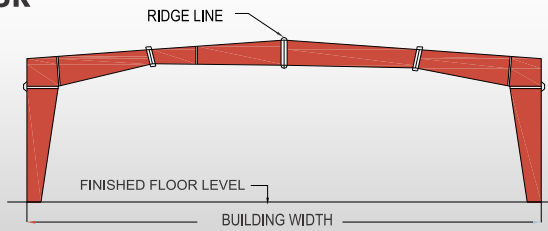
Typical Plan



Typical Section

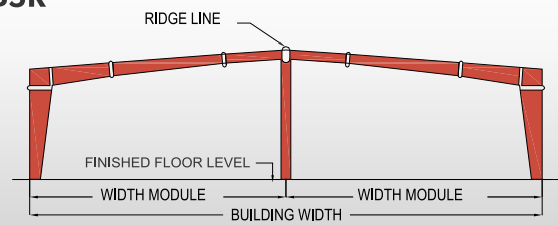


SBSR



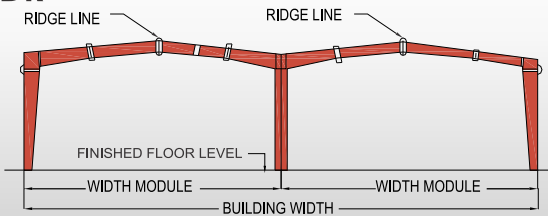
PRACTICAL WIDTH - 6 M TO MAX. 60 M

DBSR



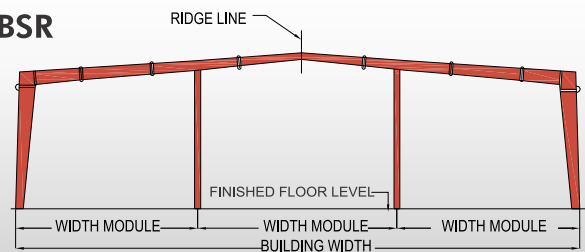
PRACTICAL WIDTH - 24 M TO MAX. 48 M

DBDR



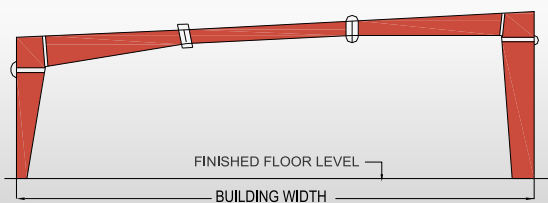
PRACTICAL WIDTH - 24 M TO MAX. 60 M

TBSR



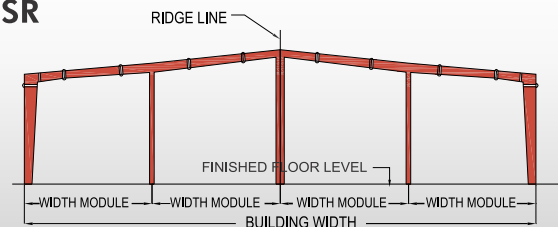
PRACTICAL WIDTH - 36 M TO MAX. 72 M

LTR



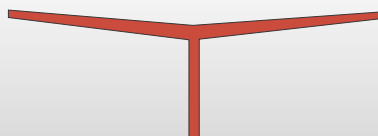
PRACTICAL WIDTH - 3 M TO MAX. 18 M

FBSR



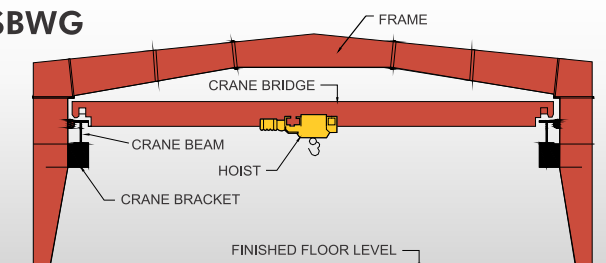
PRACTICAL WIDTH - 48 M TO MAX. 96 M

Y - Canopy

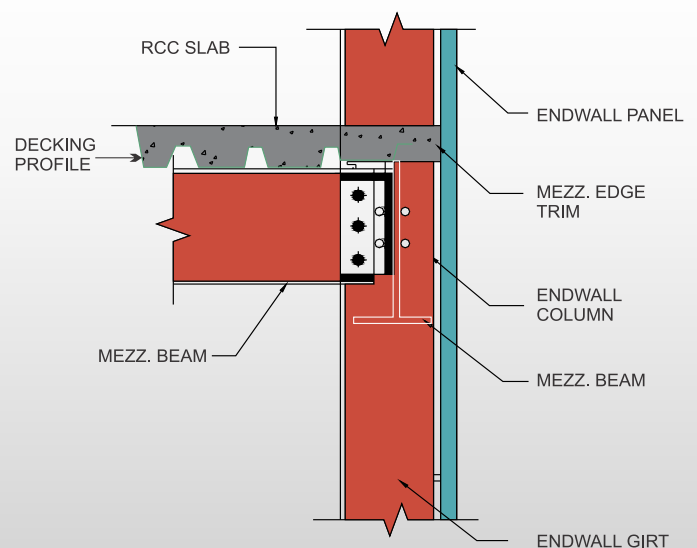


PRACTICAL WIDTH - 6 M TO MAX. 12 M

SBWG



TOP RUNNING CRANE



JOIST CONNECTION TO ENDWALL COLUMN
(FOR MEZZANINE SLAB)

| | | |
|--------------|---|---|
| Dead load | : | 0.10-0.15 KN/M2. |
| Live Load | : | 0.50-0.75 KN/M2. |
| Wind Load | : | As per IS 875:1987 (Part)3 for location , For Aurangabad 39M/sec. |
| Roof Slope | : | 1 : 10 |
| Bay Spacing | : | 6 M, 7.5 M & 9 M are most common. |
| Eaves Height | : | 4.00 Mt to 12.00 Mt from FFL Level to Top of Eaves Strut. |

Applicable Codes

Welding is designed in accordance with : Structural Welding Code-Steel Manual 1996 AWS

Wind Speed is applied in accordance with : IS 875 (Part 3): 1987 Code for Practice for Design.

Cold Formed members are designed in accordance with : 1980 Edition of Cold Formed Steel Design Manual, American Iron & Steel Institute (AISI)

Hot Rolled Sections & Built up sections are designed in accordance with : 1989 Manual of Steel Construction, Allowable stress Design, American institute of steel const (AISI).

Design for seismic loads, collateral loads or any other local conditions must be specified at the time of enquiry.

Loads are applied in accordance with the latest American Codes & Standards applicable to Pre Engineered Buildings unless otherwise requested at the time of enquiry.

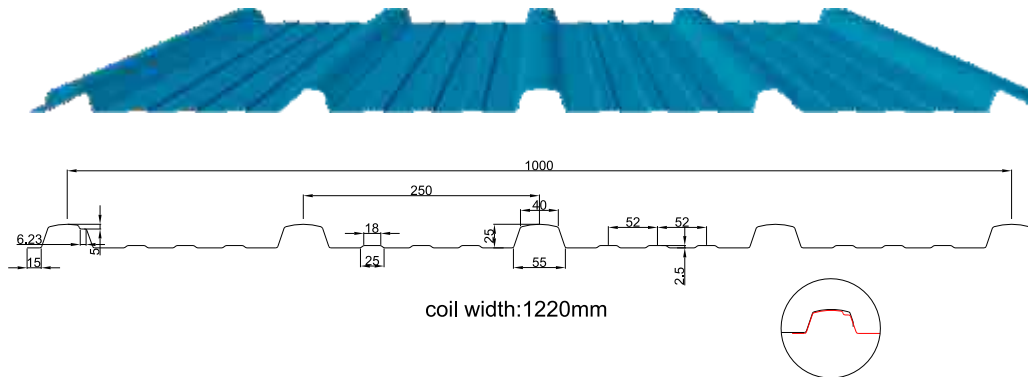
Material Specifications for Various Components

| STEEL MATERIAL | SPECIFICATIONS | MINIMUM Yield Strength |
|--|---|-----------------------------------|
| Primary Members Portal Frames/Builtup Frames | ASTM A 570 G 50/ IS 8500 or Equivalent | Y S 345 mpa |
| Secondary Members Cold Formed HR steel Galvanised Steel | ASTM A 570 or IS 1079/10748 ASTM A 653 MSS Gr 34, coating 150/180 GSM | Y S 245 or 345 mpa Y S 345 mpa |
| Roof Sheeting & Panels Bare & Colour Coated | ASTM A 792M Grade D AZM150 | Y S 345 or 550 mpa |
| Valley Gutter Galvanised Steel | IS 513 Grade O Or D | Y S 240 mpa |
| Mezzanine Deck Panels Galvanised Steel | ASTM A 653 SS Grade 55, Zink Coating 180 gsm | Y S 550 mpa |
| Diagonal Bracing Members Rods round bar | ASTM A 36M / IS2062 or Equivalent | Y S 245 mpa |
| High Strength Bolts (Rafter) | ASTM A 325M Grade 8.8, or Equivalent | UTS 830 mpa |
| Anchor Bolts | ASTM A 36M / IS2062 or Equivalent | Y S 245 mpa |
| Galvanised M S Bolts | ASTM A 307 / IS1367 or Equivalent Grade 4.6 Hot dip Galvanised /plating yellow colour | Y S 245 mpa |

Roof Cladding Systems

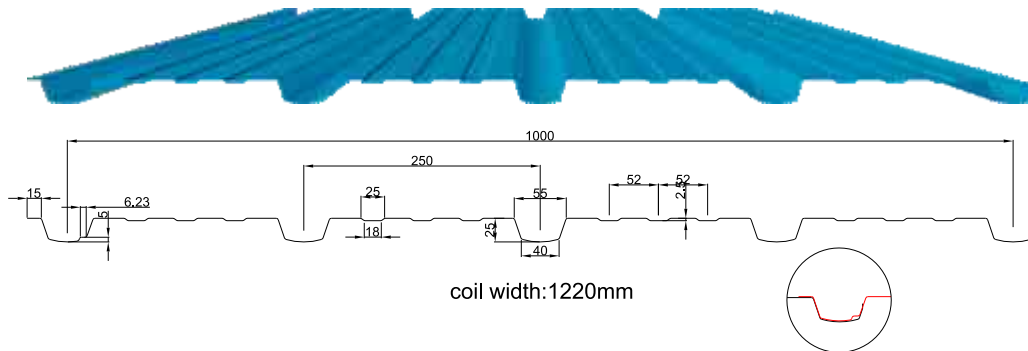
With high precision Roll forming and Component forming machines, you can be assured about the Quality & Reliability of Loya PEB Metal Roofing Solutions. Loya PEB Roofing Sheets are available in Pre-painted Galvanized Iron These Roofing sheets are available in a range of superior and aesthetic colors for Roofing and wall Cladding. These Roofing Sheets have excellent corrosion and weather resistance there by ensuring low maintenance and long durability of the roofing system.

The Anti Capillary Groove



Loya PEB use high tensile steel as base material with a coating of high quality alloy of AL & Zn.
 Technical Specifications of Aluminium-Zinc-Alloy Coated steel
 Roof Sheeting : Pre-painted Galvanized Iron with 0.5mm Thickness & 1000mm wide out of 1220 sheet

Wall Cladding Systems



Loya PEB use high tensile steel as base material with a coating of high quality alloy of AL & Zn.
 Technical Specifications of Aluminium-Zinc-Alloy Coated steel

Fixing Accessories



Bolts & Nuts
(For Steel Structure)

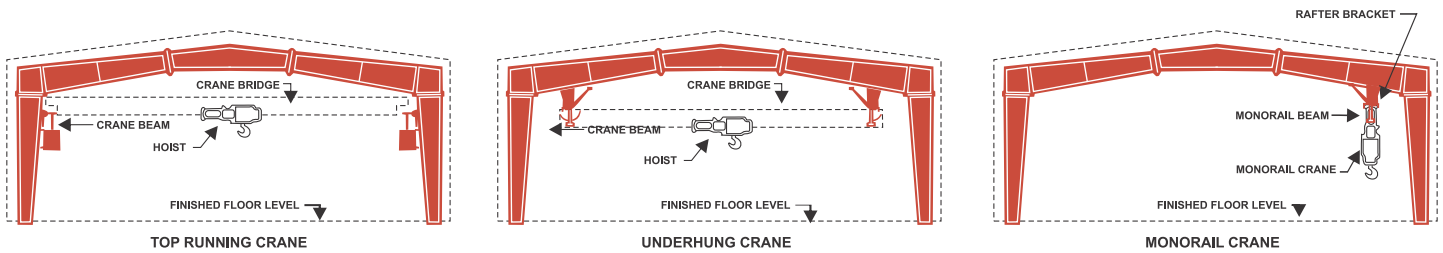


Self Drilling & Tapping Screws With
Sealing Washer (For Sheeting)




Sealant & Closures
(For Sheeting)

Loya PEB Crane System includes crane runaway beams, columns, brackets and crane stop. Loya PEB engineering department will design the crane runaway beams and frames supporting them on the basis of crane loading data provided by the customer, and in accordance with the relevant standards



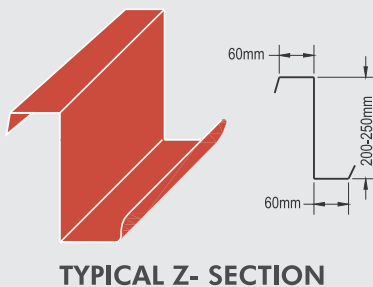
Pre-Engineered Building System Components

A) Primary Built-up Members



Built-up "I" shaped primary structural framing members (columns and rafters)

B) Secondary Members : Cold "Z" shaped secondary structural members (roof purlin, eaves struts and wall girts)



The Main Advantages of "Z" Purlins are :

Savings upto 40-50% weight of structural steel and 25-30% in costs when compared to Hot Rolled Sections.

Saving upto 30-40% in weight and 15% in costs when compared to Tubular Purlins.

We offer a wide range of sections to facilitate better and economical selection. Purlin erection is easier than other.

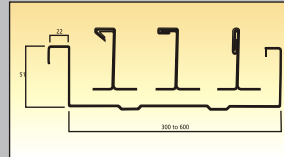

C) Comparison of Z-Purlins & Conventional HR Section

| SPAN (M) | HOT ROLLED (HR) | ROLL FORMED (CRF) | WEIGHT (HR) (KG/M) | WEIGHT (CRF) (KG/M) | COST (HR) | COST (CRF) | SAVING IN WEIGHT (%) | SAVING IN COST (%) |
|----------|-----------------|-------------------|--------------------|---------------------|-----------|------------|----------------------|--------------------|
| 4.0 | ISMC 100 | 150C50T2 | 9.2 | 4.3 | 245 | 178 | 54 | 29 |
| 5.0 | ISMC 125 | 200C50T2.5 | 12.7 | 5.9 | 336 | 241 | 55 | 30 |
| 6.0 | ISMC 150 | 225C75T2.5 | 16.4 | 7.8 | 432 | 317 | 54 | 28 |
| 7.0 | ISMC 175 | 275C75T2.5 | 19.1 | 8.8 | 502 | 356 | 55 | 30 |
| 8.0 | ISMC 200 | 300C75T3 | 22.1 | 11.0 | 580 | 446 | 51 | 24 |

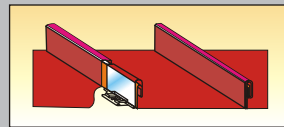
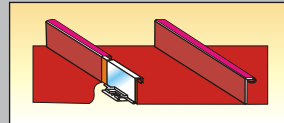
- Shape & Size are subjected to change due to continuous improvement
- Prices shown are indicative and are subjected to change without notice

Standing Seam Roofing System SSRS-450

Turbo Ventilating System



300 to 600mm Coverage Model SS2000 50mm Standing Seam UL-90 Rated



- 100% Leak Proof ● Screw Less
- Metal Roofing System ● Certified 10 Years Warranty

The wind driven Air ventilators are used the world over because of their Low Capital Costs, Easy adaptability, High air displacement capacity per ventilator and Overall reliability. The air ventilator is designed to withstand a wind velocity of up to 100 kmph. it is made of Stainless Steel or Aluminium, therefore virtually maintenance free with a Ten Year Warranty.

The air ventilator weights less than 3 Kgs. This enables flexibility and they can be installed anywhere on the roof without any structural changes.



Features


- Not Motor driven
- Saves cost as it needs only natural winds
- Safe as it does not require electricity
- No Pollution as it uses natural air
- Easy to install on any type or roof
- Light Weight
- Maintenance Free
- Rainproof as it designed to protect from rain
- Helps remove stale, damp and hot air

Insulation Material

Other Accessories

(A) Insulated Building Rolls

Insulated building rolls are efficient low-density insulation material made from non-combustible glass wool fibre & bonded together by thermosetting resins. The Product is easy to handle, cut & install. It is factory laminated with reinforced aluminium foil on one side.



Advantages

- Keeps cool & comfortable in summer & warm in winter
- Reduction in noise by high sound absorption
- Non-Combustible
- Water Repellent

(B) Reflective insulation 4mm

R9 equivalent to 50 mm thk
24 kg m³ Glass wool.



(C) Loya PEB Louvers



| Sr. No. | Description | Loya PEB Strength |
|---------|------------------------------------|---|
| 1 | Delivery Schedule of Building | Guaranteed 4-6 Weeks |
| 2 | Pricing Of Building | Most Competitive |
| 3 | Metal Roofing Sheets | Bare Galvalume 26G, AZ150, YS550 mpa. |
| 4 | Metal Cladding Sheets | Colour Coated 26G Thk. |
| 5 | Cold roll Formed z Purlin Material | Galvanised 120 GSM coating |
| 6 | Roof Sheet Profile | 1000 mm wide out of 1220sheet |
| 7 | Manufacturing Facility | Being Located at Aurangabad Saves on transportation cost |
| 8 | Management Background | Professionally Qualified Civil engineers with 25 plus years experience in industrial construction field are accessible all time. And we are having thorough knowledge of PEB. |
| 9 | RCC Foundation Drawings | Free of cost within 3-4 Days After GA Approval |
| 10 | After sale service | Being at Center of Marathwada can serve you better |
| 11 | Spare Part after sale | Any single component available |
| 12 | Extension Requirement | Any Extension will be taken care of |
| 13 | Rain water Gutter & Pipes | Metal Box Section |
| 14 | Structural Welding Code | We are following AWS D1.1 |
| 15 | Ultra Sonic Test | We provide test certificate for 8 mm thick & above plates |
| 16 | NDT Test for Welding | We are doing NDT Test like Die Penetrate Tests on regular basis to ensure & monitor quality of weld |
| 17 | Business Standing | The Company in Industrial Building Construction since 1989 |

List Of Our Esteemed Clients

| SR NO. | NAME OF THE CLIENT | LOCATION | UTILITY OF THE BUILDING | AREA |
|--------|------------------------------------|---------------------------|---------------------------|-------------------------------|
| 1 | M/s Bharti Wal-mart Ltd. New Delhi | Amravati | Shopping Mall | 60000 SFT. |
| 2 | M/s Garware Ployester Ltd. | MIDC Waluj Aurangabad | Industrial Unit Approx. | 1,00,000 Sft |
| 3 | M/s ACC Ltd. | MIDC Chandrapur | Industrial Unit Approx. | ----- |
| 4 | M/s Badve Engineering Ltd. | MIDC Chakan, Pune | Industrial Unit Approx. | 1,00,000 Sft |
| 5 | M/s Badve Engineering Ltd. | MIDC Bangaluru | Industrial Unit Approx. | 1,00,000 Sft |
| 6) | M/s Badve Engineering Ltd. | Pantanagar, Uttarakhand | Automobile Industries | 48000 Sft, 48 Mt. Clear Span |
| 7 | M/s Ajeet Seeds Ltd. | Fulambri, Aurangabad | Seed Processing Unit | 62000 Sft |
| 8 | M/s Dhoot Compack Ltd. | Paithan Road, Aurangabad | Manufacturing Unit | 42500 Sft |
| 9 | Art of Living, Nagpur Br. | Nagpur City | Prayer Hall | 11000 Sft. Curveture building |
| 10 | M/s Thrumph Pack Pvt. Ltd. | MIDC, Waluj, Aurangabad | Packaging Industry | 22000 Sft. With 6MT. Height |
| 11 | M/s Kandhakure Ind. Pvt. Ltd. | MIDC, Shendra, Aurangabad | Automobile Industries | 25000 Sft. With 8MT. Height |
| 12 | M/s Mantri Metallicals Ltd. | MIDC, Kolhapur | Automobile Industries | 12000 Sft. With Fascia |
| 13 | M/s Punya Nagari Newspapers Ltd. | MIDC, Latur | News Paper Printing Press | 17500 Sft. Of 6MT. Height |
| 14 | M/s Sharayu Autolinks Pvt. Ltd. | Waluj, Aurangabad | Tyota Car Show Room | 56000 Sft. With Mezzanine |
| 15 | M/s Align Components Pvt. Ltd. | MIDC, Shendra, Aurangabad | Packaging Industry | 82000 Sft. With Mezzanine |



CNC Plasma Cutting Machine



H Beam Assembly Machine



H Beam Assembly Line Machine



Sand Blasting Machine



Metal Roof Sheet Forming Machine



Standing Seam Roof



Decking Sheet Forming



Curved Crimping Machine



Cold Rolled Purlin Making Machine



Accessories



M/S J V FORGE INDIA PVT. LTD., SHENDRA



M/S BADVE ENGG. LTD., CHAKAN



M/S BADVE ENGG. LTD., BANGALURU



M/S BADVE ENGG. UTTARAKHAND



M/S BADVE ENGG. SHIVRAI



M/S BHARTI WAL-MART, AMARAVATI



M/S KANDAKURE ENGG., SHENDRA



M/S HARMAN FINOCHEM, SHENDRA



M/S BHUMI COTTEX, JALNA



M/S SANMAN ENGG., SHENDRA



M/S ALIGN COMPONENT, SHENDRA



M/S PARTISHTHAN ALLOY (I) LTD., CHIKALTHANA

Manufacturing Facility : The LOYA PEB division consists of a 1,00,000 sft PEB shed situated in a 5 acre plot behind SKODA AUTO LTD., MIDC, Shendra, Aurangabad. The plant is equipped with sophisticated machinery for manufacturing different components of PEB as per specific design and quality standards. The manufacturing facility includes machines and systems such as CNC flame cutting, H beam assembly, submerged arc welding, Fitment assembly, primer painting and wall, roof sheet roll forming resulting in an excellent finished product. The company is supported by a quality conscious well trained technical and management staff.

Loya PEB Advantage

- Faster Quotation
- Speedy Delivery
- Sheds from 10000 sq.ft. & above
- With foundation RCC drawing
- Building Erection
- Turnkey Project



PEB Steel Building & Accessories Deliveries Across India



AN ISO 9001:2008
CERTIFIED COMPANY



sales@loyapeb.com, admin@loyapeb.com
www.loyapeb.com



Member of Indian
Green Building Council